



## DRZ and KLX Fender Brace Installation Guide




Fig 1.

**Step 1:**  
Drill  $\frac{1}{4}$ " hole in fender just above the reinforced edge of fender (See Fig 1)

**Step 2:**  
Insert fender brace through drilled holes (See Fig 2)




Fig 2.




Fig 3.

**Step 3:**  
Use Standard Bolts here to hold fender and brace in place (See Fig 3)

**Step 4:**  
Drill and Bolt tab to fender (See Fig 4)




Fig 4.